



**ID #** 3540

**Naziv:** ATLAS COPCO ROCKET BOOMER 352S

<b>Kategorija:</b>	Bušilice
<b>Brend (marka):</b>	ATLAS COPCO
<b>Lokacija:</b>	Posušje, Bosna i Hercegovina
<b>Ispravnost stroja:</b>	Ispravan
<b>God. proizvodnje:</b>	1994
<b>Radnih sati:</b>	4858
<b>Težina stroja:</b>	27000 kg
<b>Model motora:</b>	Deutz BF4M 1013
<b>Snaga motora:</b>	112 kW
<b>Vrsta pogona:</b>	Dizel
<b>Veličina gume:</b>	14.00 R24
<b>Stanje gume:</b>	80












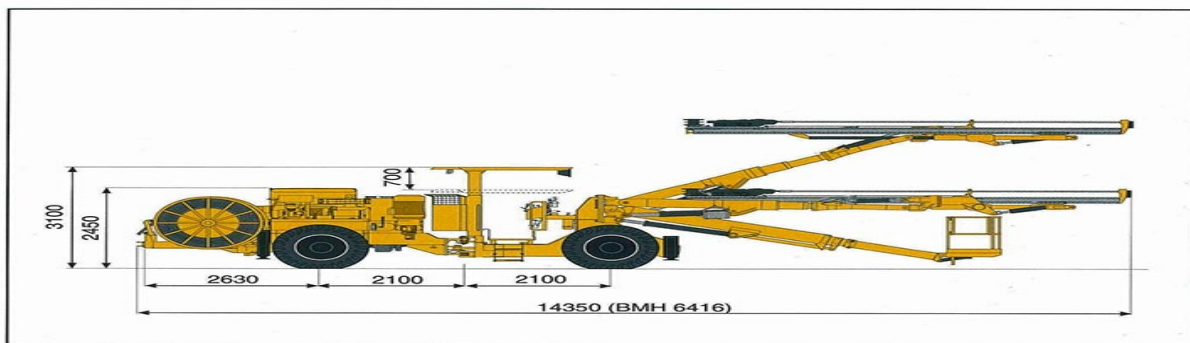




## Technical Specification

### Rocket Boomer 352-1838

Hydraulic drill rig with two BUT 35 booms for cross sections up to 90 m<sup>2</sup>.



Rocket Boomer 352, the protective roof can be lowered during transportation. All dimensions in mm.

#### Main features

- COP 1838 rock drill with new reflex dampener gives genuine high speed drilling and excellent drill steel economy. New lubrication system with separate lubrication of driver, gear, pressurized sidebolts and mating surfaces gives reliable operation, low maintenance cost and long time between overhauls.
- BMH 6400 heavy duty aluminium hydraulic feeds with double bottom for high torsional resistance. Snap-on stainless steel sleeves and polymer contact pads for long life and low maintenance costs.
- BUT 35 heavy duty booms with direct, accurate and parallel movement for fast positioning.
- ECS 18-2-55 power efficient drilling system with full control of impact power and feed force, increases drilling capacity and gives outstanding drill steel economy. RPCF (Rotation Pressure Controlled Feed force) and RPCI (Rotation pressure Controlled Impact power) gives superb anti-jamming function and adjusts feed force and

impact power to variations in drilling conditions. Separate pumps for impact, rotation and dampening for independent control and maximum output. Logical, proportional controls with one joystick makes drilling easy and accurate.

- DC 26 articulated carrier for high mobility and stable set up. The four wheel drive carrier is easy to manoeuvre in narrow tunnels and drifts.
- Basic rig includes telescopic protective roof, water booster pump, cable reel and working lights.

#### Main components

Rock drill	2 x COP 1838ME
Feed	2 x BMH 6400-series
Boom	2 x BUT 35
Drilling system	ECS 18-2-55
Carrier	DC 26



### Rock drill COP 1838ME

Drill steel	R 38 or T 38
Height over drill centre	88 mm
Impact power	20 kW
Impact rate	60 Hz
Hydraulic pressure, max.	250 bar
Lub. air consump. (at 3 bar)	5 l/s
Water requirement	1.1 l/s
Rotation system	separate rotation
Rotation speed	0-300 rpm
Rotation torque, max.	500 Nm
Weight	171 kg

### Feeds

	BMH 6414	BMH 6416	BMH 6418	BMH 6420
Total length (mm)	5880	6490	7100	7710
Drill steel length (mm)	4305	4915	5525	6135
Hole depth (mm)	4030	4640	5250	5860
Weight, incl. rock drill (kg)	610	650	680	710
Feed force (kN)	20.0	20.0	20.0	20.0

### Boom BUT 35

Feed extension	1800 mm
Boom extension	1600 mm
Parallel holding	Complete
Feed roll-over	360 degrees
Max. lifting angle	+70 degrees
	-30 degrees
Max. swinging angle	±45 degrees
Weight, boom only	2700 kg

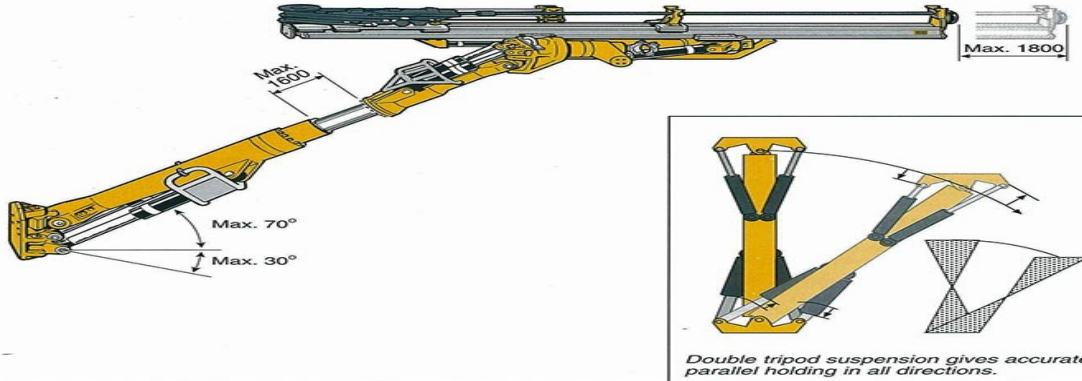
### Drilling system ECS 18-2-55

Control system	electrical, PLC-based
Pump motors	2 x 55 kW
Hydraulic system	2 separate units, one for each boom. Each system consists of one variable pump for percussion and one constant flow pump for rotation and dampening.
System pressure, impact mechanism	150-250 bar
Hydraulic oil tank, volume	385 litres
Compressor, type	Atlas Copco LE 55
capacity	12.8 l/s (at 6 bar)
Water booster, capacity	300 l/min at 14 bar boost
Minimum water inlet pressure	4 bar

### Carrier

Type	Atlas Copco DC 26
Engine	Deutz BF4 M 1013, water cooled turbocharged 112 kW (152 hp) at 2500 rpm
Max. travel speed	16 km/h
Transmission	Hydrodynamic Clark 24000
Gradeability	1:4 at max. load on drive wheels
Braking system	All hydraulic, with parking and emergency brake
Tyres	14.00 R 24 XKA D2 Michelin
Steering system	Power steering

### Atlas Copco hydraulic boom BUT 35.



### Electrical system

Total power requirement	120 kW
Voltage (on customers request)	380-1000 V
Frequency	50-60 Hz
Starting method	star/delta

Voltage (V)	Recommended size of cable	Cable reel capacity* (m)
380-440 V	4 x 95 mm <sup>2</sup>	90
500-660 V	4 x 70 mm <sup>2</sup>	125
1000 V	3 x 35 mm <sup>2</sup> and 3 x 6 mm <sup>2</sup>	200

\* = Depending on type of cable.

### Dimensions and weights

Height (min. transport height)	3100 mm
Width	2500 mm
Length (with 16 ft feeds)	14350 mm
Turning radii	7100 mm
	4400 mm
Gross weight**	27000 kg
Axle load**	22000 kg
	5000 kg

\*\* = Depending on equipment.

### Optional equipment

- 700 mm fixed segment for extended boom reach.
- Electric cable type RDOT.
- Water hose reel including a 60 meter 2" water hose.
- Exhaust scrubber and/or catalyzer.
- Telescopic feed BMH-T 6400-series (only for BUT 35 standard booms not for booms with fixed segment extension).
- Rod Adding System, RAS, for extension drilling of extra long holes, using Speedrod extension rods. Max 18 ft RAS on standard BUT 35 booms. Max 16 ft RAS on booms with fixed segment extension.
- BSH 110 drill steel support for extension drilling.
- TAS, feed angle display.
- Bever Data guidance system.
- Automatic boom lubrication system.
- Service platform:
 

Description	Lifting capacity
HL 210-MB	400 kg
HL 230-MB	400 kg
- Hydraulic Swellex pump.
- Air blowing kit with Atlas Copco LE 11 compressor.
- ANSUL, Fire extinguisher.
- Foam filled tyres.

### Rod Adding System, RAS

RAS is a mechanized rod adding system used for drilling of "longer than feed" holes, for example for grouting, investigation or longer drill rounds. It consists of a control unit and two mechanical grippers mounted on the feed beam.

The drilling cycle starts with one SPEEDROD in the feed and another in the grippers. When the first rod is

drilled into the rock, the drill steel support grips the rod at the coupling end and the rod is uncoupled. The rockdrill reverses after which the second rod is placed on the feed by the grippers. Thereafter the second rod is coupled into the rod already in the hole and the drilling of the hole is continued. Additional extension rods can be loaded manually on the grippers.

### Atlas Copco Rock Tools

<b>Drifter rods</b>		
Dimension		Min. hole dia, mm
T38-Hex 35-R32		45
T38-Hex 35-R32 SPEEDROD		45
R38-Hex 35-R32		45

<b>Shank adapters</b>			
Thread	Dia, mm	Length, mm	Part No.
T38	38	435	7304 3652 01
R38	38	435	7804 3652 01
T38	38	525	7304 3656 01*
R32	38	525	7803 3656 01*

### Extension rods for injection drilling/RAS

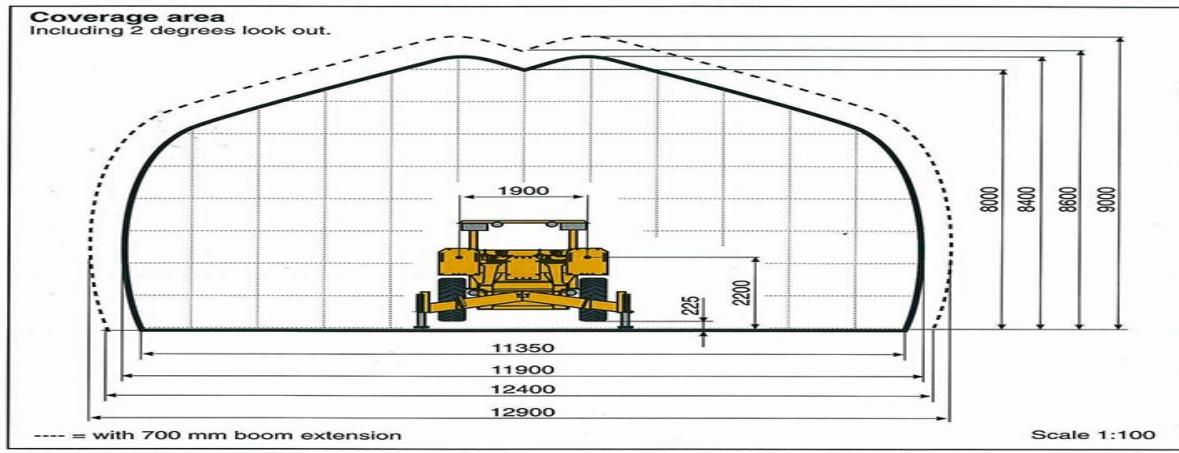
<b>Dimension</b>			
Dimension		Min. hole dia, mm	
T38 SPEEDROD		64	
T38-Rd 38-T38		64	
R32 SPEEDROD		51	

<b>Couplings</b>			
Thread	Dia, mm	Length, mm	Part No.
T38	55	190	7314 3355 00
R38	55	170	7994 3655 00

\* = Intended for rod adding system, RAS, and extension drilling.

For other dimensions and more information please see Atlas Copco Rock Tools catalogue, printed matter No. 9851 1622 or Selection Guide for Tunnelling and Drifting, printed matter No. 9851 1637.

# Rocket Boomer 352-1838



9851 1918 01 b

The manufacturer reserves the right to make modifications without prior notice.

Printed in Germany