

# I-140

## IMPACT CRUSHER



STRONG **HERITAGE**, STRONG **FUTURE**

 **FINLAY**®  
A TEREX BRAND

# I-140

## IMPACT CRUSHER



The Finlay® I-140 mobile impact crusher shapes the future through innovation. This new generation impact crusher with redefined style and advanced technological design gives improved material flow and production capabilities in quarrying, mining, demolition and recycling applications.


Incorporating the a Terex® CR032 impact chamber with direct drive and advanced electronic control system the machine provides operators with high material reduction ratios and produces a consistent product shape.

The high productivity, ease of maintenance and operation makes the machine an ideal solution for large scale producers and contact crushing operators.

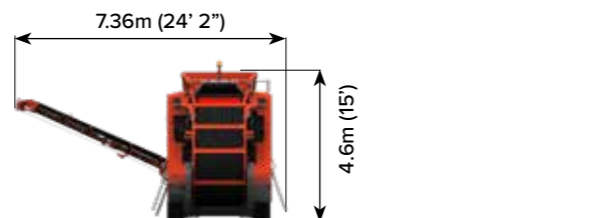
### FEATURES:

- The ease of material flow through the machine has greatly improved. With each component increasing in width as the material moves through the machine.
- Fully hydraulic assisted apron setting features makes adjustment of the aprons convenient and efficient.
- Heavy duty vibrating feeder (VGF) with integral pre-screen removes dirt fines and sizes bypass material for reprocessing.
- Optional under crusher vibratory plate feeder with wear resistant liners aids material discharge flow.

### TRANSPORT DIMENSIONS



### WORKING DIMENSION



**MACHINE WEIGHT:** 48,720Kg (107,410 lbs) without options

### 1 HOPPER/FEEDER

Fixed Hopper with Optional hydraulically folding and locking extensions

VGF Hopper capacity - No Ext: 6m<sup>3</sup> (7.85yd<sup>3</sup>)

VGF Hopper capacity - With Ext: 9m<sup>3</sup> (11.8yd<sup>3</sup>)

Hopper Extensions: Optional with hydraulic folding & locking mechanism

### 2 IMPACT CRUSHER

Rotor diameter: Ø1270mm (50")

Rotor width: 1220mm (48.8")

VGF Inlet opening: 1.16m x 865mm (45.6" x 34")

Prescreen Inlet opening: 1.17m x 835mm (46" x 33")

Direct drive via 'V' belts



### T-LINK TELEMATICS

T-Link telematics hardware and software along with free seven year data subscription are fitted and installed as standard.

### 3 BY-PASS CONVEYOR

Belt Width: 800mm (32")

Discharge Height: 3.38m (11' 1")

Stockpile capacity: 64m<sup>3</sup> (83.7yd<sup>3</sup>)

Hydraulically folds for transport

### 4 MAGNET (OPTIONAL)

Belt width: 750mm (30")

Drive: hydraulic


### 5 MAIN CONVEYOR

Belt Width: 1.3m (52")

Discharge Height: 3.5m (11' 5")

Discharge Height: 3.76m (12' 4")

Stockpile capacity: 69m<sup>3</sup> (90yd<sup>3</sup>)





The material in this document is for information only and is subject to change without notice.

Finlay® assumes no liability resulting from errors or omissions in this document, or from the use of the information contained herein.

Due to continual product development we reserve the right to change specifications without notice. Product performance figures given in this brochure are for guidance purposes only, this information does not constitute an expressed or implied warranty or guarantee, but shows test examples. These results will vary depending on application. Photographs are for illustrative purposes only; some or all of the machines in the illustrations may be fitted with optional extras. Please check with your Dealer for details on optional extras.

Published and Printed in 2022

[www.terex.com/finlay](http://www.terex.com/finlay)

E: [sales@terexfinlay.com](mailto:sales@terexfinlay.com)

T: +44 28 82 418 700

