

IC-100RS

IMPACT CRUSHER



STRONG **HERITAGE**, STRONG **FUTURE**

 **FINLAY**®
A TEREX BRAND

IC-100RS

IMPACT CRUSHER



The Finlay® IC-100RS Portable Impact Crusher provides the versatility of a compact crushing and screening plant on one mobile platform for quarrying, construction and demolition debris, reinforced concrete and asphalt recycling applications. The machine features a direct drive $\varnothing 860\text{mm} \times 860\text{mm}$ ($\varnothing 34'' \times 34''$) horizontal impact crusher with variable speed control to give operators high levels of fuel efficiency and productivity.

A key feature of the machine is the onboard $2.44\text{m} \times 1.2\text{m}$ ($8' \times 4'$) single deck screen. For applications not requiring recirculation of oversize material back to the crushing chamber or stockpiling an oversize product the complete screening and recirculating system can be quickly detached from the machine.

The compact size, ease of transport, quick set up times and intuitive operation make this machine ideal for contract crushers, independent rental houses and small scale operators.



FEATURES:

- Direct drive $\varnothing 860\text{mm} \times 860\text{mm}$ ($\varnothing 34'' \times 34''$) crusher chamber with independent belt tensioner allowing for rapid adjustment.
- Hydraulic apron setting assist provides convenient and efficient adjustment of the aprons and hydraulic overload protection in event that an un-crushable object enters chamber.
- Advanced electronic control system monitors, controls and regulates the speed of the VGF to maintain a consistent flow of material into the impact chamber
- Quick and easy detachable $2.44\text{m} \times 1.2\text{m}$ ($8' \times 4'$) single deck afterscreen, fines and transfer conveyor for open circuit crushing.
- Recirculating conveyor can be rotated from closed loop configuration and utilized for stockpiling making an additional oversized product.

TRANSPORT DIMENSIONS



WORKING DIMENSION



MACHINE WEIGHT: 29,100KG (64,155LBS)
TIER 4 WITH SINGLE POLE MAGNET

1 HOPPER/FEEEDER

Capacity: 2.6m^3 (3.4yd^3)
Feed height: 3.0m ($9' 10''$)
Width at rear: 2m ($6' 7''$)
Screen area: $1080 \times 810\text{mm}$ ($3' 7'' \times 2' 8''$)

2 UNDERCARRIAGE

Belt Width: 400mm ($16''$)
Gradeability: 30°
Track Speed: 2 speed motor as standard

3 IMPACT CHAMBER

Rotor diameter: $\varnothing 860\text{mm}$ ($34''$)
Rotor width: 830mm ($33''$)
Inlet opening: $860\text{mm} \times 720\text{mm}$ ($34'' \times 28''$)
Rotor speed Range: $750\text{-}900\text{RPM}$
Drive arrangement: Direct drive via clutch

4 RE-CIRCULATING CONVEYOR

Belt Width: 500mm ($20''$)
Discharge Height: 3.1m ($10' 4''$) discharge height in stockpile mode
Conveyor can be hydraulically rotated between recirculation mode and stockpile mode

5 MAIN CONVEYOR

Belt Width: 900mm ($36''$)
Full length main conveyor with impact bars at feed point
Folding head section for transport
Main conveyor can be lowered hydraulically for maintenance
Discharge Height: 3m ($9' 10''$)

6 SCREENBOX

Top deck: $2.44\text{m} \times 1.2\text{m}$ ($8' \times 4'$) single deck screen
Screen Angle: 25°
Total screening area: 2.93m^2 (32ft^2)


7 FINES CONVEYOR

Belt width: 1000mm ($40''$)
Discharge Height: 2.5m ($8' 2''$)



T-LINK TELEMATICS

T-Link telematics hardware and software along with free seven year data subscription are fitted and installed as standard.





The material in this document is for information only and is subject to change without notice.

Finlay® assumes no liability resulting from errors or omissions in this document, or from the use of the information contained herein.

Due to continual product development we reserve the right to change specifications without notice. Product performance figures given in this brochure are for guidance purposes only, this information does not constitute an expressed or implied warranty or guarantee, but shows test examples. These results will vary depending on application. Photographs are for illustrative purposes only; some or all of the machines in the illustrations may be fitted with optional extras. Please check with your Dealer for details on optional extras.

Published and Printed in 2022

www.terex.com/finlay

E: sales@terexfinlay.com

T: +44 28 82 418 700

