

100
ATLAS 1919 - 2019

ATLAS
SINCE 1919

**STABLE.
STRONG.
STEADY.**

-  20.2 - 21.9 t
-  129 kW
EU Stage V
-  10.10 - 11.60 m




MATERIAL HANDLING MACHINE 200MH

WWW.ATLASGMBH.COM

ATLAS – CONSTRUCTION MACHINERY MANUFACTURER WITH TRADITION

From person to person

When Hinrich Weyhausen started selling construction and agricultural machinery in 1919, he discovered that the machines which his customers actually needed were not available. So he listened to them carefully and went about building the machines himself – exactly according to the requirements of the people who used his machines every day. He carried out pioneering work with a passion under the brand name of Atlas. His focus was always on the benefit of the machines. And nothing has changed for us in terms of this ideal today.



**Atlas will make you strong
with excellent products and
a comprehensive service.**



With highly motivated employees, a great deal of commitment and expertise ATLAS GmbH develops successful crane & excavator technologies. Numerous customers, engineers and experts all around the globe have made their contribution. The result is robust equipment to enable you to work more effectively and safely than ever before.

As our know-how grew, so too did our dealer and service network worldwide.

We can hence guarantee – in those days and today too – that we will always be on the spot when you need us.



Atlas manufactures a wide range of equipment for the construction, railroad, material handling and infrastructure industries. You will find more information on Atlas under www.atlasgmbh.com.

CONSTRUCTION



TRANSPORT



INFRASTRUCTURE



RECYCLING



CUSTOMER SATISFACTION IS OUR PRIORITY!

WE ARE COMMITTED

to providing our customers with highest quality products and services.

QUALITY STANDARDS AND CUSTOMER SATISFACTION

are measured in terms of service performance, reliability, relevance and timeliness.

OUR COMPANY'S MISSION, GOALS AND OBJECTIVES

are directed towards ongoing process improvement as a basis for strengthening our competitive position and for improving product quality and service standards.

QUALITY STANDARDS AND CUSTOMER SATISFACTION

are measured in terms of product performance and reliability.

PRODUCT RANGE

200MH *blue*





**EXTENSIVE DEALER NETWORK
EXCELLENT SERVICE
CUSTOMER FOCUSED**

ATLAS - The new excavator cabin



The new ATLAS cabin – Best climate, sharp display, digital and direct, more space, best view, extremely quiet, feel good

Clear control panel – Direct selection via keys or digital control via button



Move safely: Standard lateral- and rear view cameras



Most powerful air conditioning system - short airways - large lines - cross sections - silent



Best view – especially to the right



ATLAS SINCE 1939 - The new excavator cabin

Stay communicated - radio with USB connection - mobile phone tray by the left joystick



Easy: Upper carriage lock at the push of a button on T



Bottle holder near the driver



Lunch break - space for cool box with electrical connection - behind the driver's seat



Floor non-slip and Easy to sweep - storage space for tools and materials



TECHNICAL SPECIFICATION 200MH

ENGINE

| | | |
|--|--|---|
| Gross power (ISO 14396).....129 kW | Bore / cylinder stroke 101 / 126 | STANDARD BASIC EQUIPMENT: |
| Net power (ISO 9249)125 kW | Cooling system Water-cooled | • Automatic idling system / Engine stop |
| Model..... Deutz TCD 6.1 L6 EU Stage V | Air filter..... Dry air filter | • Cold start assistance |
| Design..... Turbocharger / intercooler | Battery 2 x 12 V / 100 Ah | • Diesel pre-filter |
| Cylinder capacity 6057 cm ³ | Generator 24 V / 100 A | • Engine monitoring |
| Number of cylinders 6 | Starter..... 24 V / 4.8 kW | |

HYDRAULIC SYSTEM

| | | |
|---|--|--|
| • AWE 5 system (Load sensing) | • Pipe break protection valves for lifting and articulated cylinders | • Operating modes: |
| • Load limit controlled high-performance pump | • Proportional grab and grab rotating function | F1 (Fine) |
| • Fuel-efficient flow-on-demand control | • 3 circuits for additional consumer loads possible | F2 (Eco) |
| • Sensitive, proportional, independent control | • Max. oil flow 260 l/min | F3 (Power) |
| • Primary and secondary protection against overload | • Operating pressure..... 350 bar | • Accumulator for emergency lowering of the arm system |
| • Suction valves for all work functions | • Cylinder end position damping | • Load-limit control |

SWING ASSEMBLY

| | | |
|--|---|--------------------------------|
| • Axial piston motor with priority valve | • Automatically controlled multi-disc brake | • Swing torque 49 kNm |
| • Planetary transmission | • Two, two-stage valves | • Max. swing speed. 8/min |

TRACTION DRIVE AND BRAKES

| | | |
|---|--|--|
| • Variable displacement motor | • Automotive traveling and cruise control: | • Tractive force..... 92.7kN |
| • Power-shift transmission | • Max. speed 20 km/h | • Gradeability 50 % |
| • Double-acting brake valve | • Off-road speed 5 km/h | • Dual-circuit brake system Multi-disc |
| • Travel direction pre-selection via switch in joystick | • Crawling speed..... 1 km/h | • Parking brake Multi-disc |

UNDERCARRIAGE

| | | |
|---|----------------------------|---------------------------------------|
| • Steering axle with automatic oscillating axle locking | • Heavy duty axles | • STD tires: Mitas 10.00-20 16PR EM23 |
| • Additional axis locking via left joystick | • Toolbox in undercarriage | |

TIRES

OPTIONAL:

| | | |
|--|---|---|
| • 4-road tyres 600/40 – 22.5 14PR Mitas | • 8-road tyres 10.00-20 16PR Nokia | • 8-road tyres 315/70 R22.5 Marked with a band, Grader type |
| • 4-road tyres 600/40 – 22.5 18PR Alliance | • 8-road tyres 10.00-20 16PR profile for asphalt use | • 8-road tyres 215/70 R22.5 Caliber Power Grip 23 |
| • 4-road tyres 710/40 – 22.5 24PR Nokia | • 8-road tyres 10.00-20 Super elastic (up to 16 km/h) | |

WORKING EQUIPMENT 200MH

DRIVER'S CAB

| | | |
|--|---|--|
| <ul style="list-style-type: none"> • Meets latest safety standards (ROPS) • Extra large entry zone • Spacious leg room • Radio preparation with mute function • Ready for electric cooling box • Different options for storage, compartment for documents • Heat-absorbing glass, tinted windows • Excellent all-way visibility • Bottle holder | DRIVER'S SEAT: <ul style="list-style-type: none"> • Comfort seat with headrest • Arm rests and lumbar support • Seat adjustable separately from console • Air suspension • Heated • Horizontal and vertical suspension • Lumbar support | MONITORING: <ul style="list-style-type: none"> • Operating data display screen • Automatic system for monitoring, warning and storage of data • Rear view security camera • Right side camera |
| | CONTROL: <ul style="list-style-type: none"> • Ergonomic joysticks with proportional slide control • Slim steering column, height and tilt adjustable • Indicators, controls and operating switches are clearly arranged • Swing axle lock in the left joystick | CLIMATE CONTROL: <ul style="list-style-type: none"> • Automatic climate control • Excellent air distribution through optimally arranged nozzles • Refrigerant R134a |
| | | SOUND LEVELS: <ul style="list-style-type: none"> • ISO 6396 (L_pA) in driver's cab 69 dB(A) • 2000/14 EG (L_wA) ambience level 97 dB(A) |

ADDITIONAL EQUIPMENT

| | | |
|---|--|--|
| <ul style="list-style-type: none"> • Refueling pump • Beacon light • Gear protection • Cabin Sliding door • Cab protection guard • Cab elevation • Joystick steering • 270° camera system | <ul style="list-style-type: none"> • LED working lights • Alarm-signal while driving • Auxiliary heating with water circuit • Automatic working brake • Switch hydraulic attachment kit, supports separately at front and rear • Hydraulic add-on kit, switch supports axially separately • Proportional control of supports by slide in joystick • Automatically controlled and monitored electric central lubrication system for uppercarriage and arm equipment | <ul style="list-style-type: none"> • Premium Driver seat (Actimo Evolution) • Electric cooling box • Radio with USB • GPS/GSM telemetric system for monitoring of operating data, consumption, position • Biodegradable oil • Wide axles (overall width 2750 mm) • Support shield |
| | | Other additional equipment: See price list Special options: upon request |

FILL CAPACITIES

| | | |
|--------------------------------|-----------------------------------|-----------------------------------|
| • Fuel tank301 litres | • Engine oil..... 15 litres | • Hydraulic system.....350 litres |
| • Cooling system.....38 litres | • Hydraulic tank 180 litres | • Ad Blue® 32 litres |

OPERATING WEIGHTS

| | MONOBLOCK BOOM 6.00 m (C6.6i) | | ADJUSTABLE BOOM Base arm 1.87 m (C6.41) Boom 3.10 m (C6.46) |
|----------------------|----------------------------------|------------------------|---|
| | Stick 4.00 m (D6.14i) | Stick 4.00 m (D6.14iS) | Stick 2.65 m (D6.3) |
| Support dozer blade | | | |
| SDB / outriggers | 20.5 t / 21.3 t | 20.7 t / 21.5 t | |
| 4 support outriggers | 20.8 t / 21.6 t | 21 t / 21.8 t | |

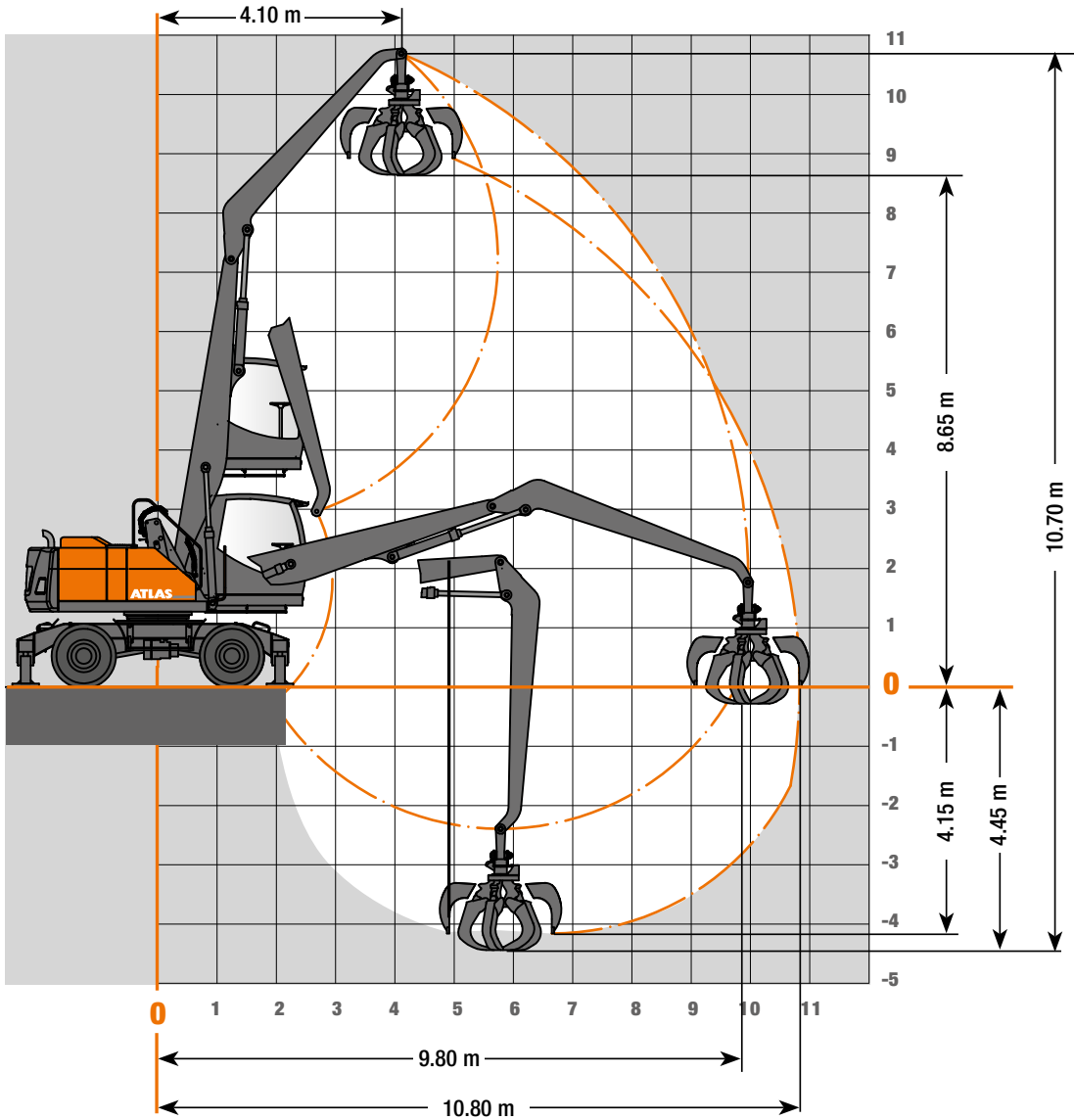
Operating weight incl. driver, fuel, lubricants and coolant plus 1.0 ton for attachments

ATTACHMENTS

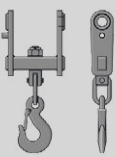
| | | |
|--|--|--|
| <ul style="list-style-type: none"> • Clamshell grab • Orange peel grab | <ul style="list-style-type: none"> • Load hook • Load lifting magnet | <ul style="list-style-type: none"> • Log grab • Sorting grab |
|--|--|--|

WORKING RANGES 200MH

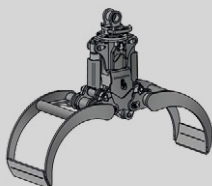
Boom 5.50 m (C6.5i) and jib 4.50 m (D6.15i)



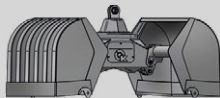
Attachments



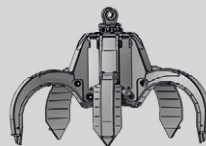
Load hook



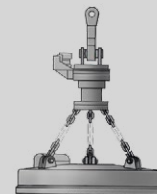
Log grab



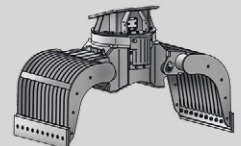
Clamshell grab



Orange peel grab

























Load lifting magnet



Sorting grapple

LIFTING CAPACITIES 200MH

Lifting capacities: Boom 5.50 m (C6.5i) and jib 4.50 m (D6.15i)

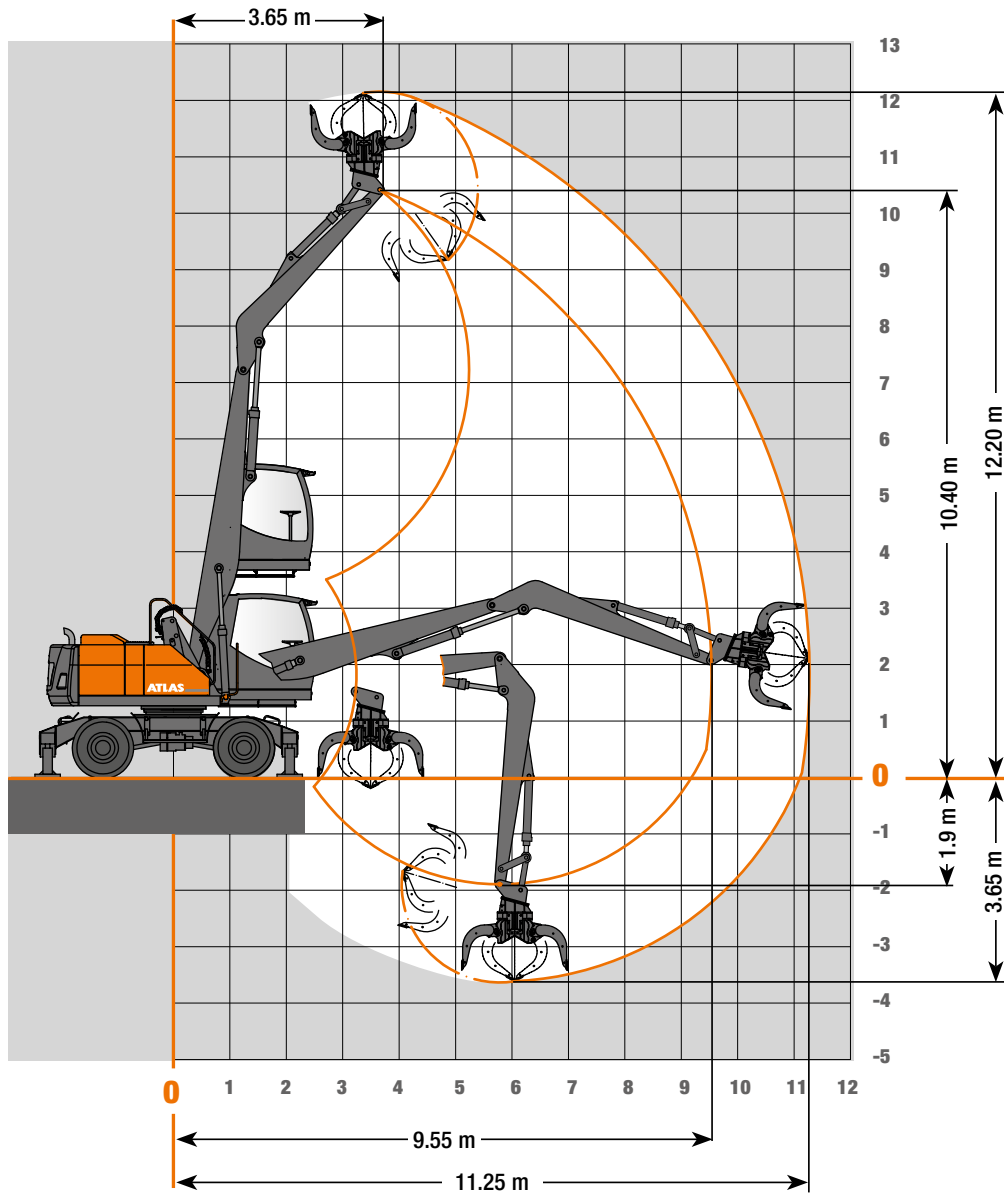
| HEIGHT | Undercarriage position | | 3.5 m 4.0 m 4.5 m 5.0 m 5.5 m 6.0 m 6.5 m 7.0 m 7.5 m 8.0 m 8.5 m 9.0 m 9.5 m | | | | | | | | | | | | | | | |
|--------|---|-----------------|---|-------|-------|-------|-------|-------|-------|-------|-------|-------|-------|-------|-------|--|--|--|
| | | | 3.5 m | 4.0 m | 4.5 m | 5.0 m | 5.5 m | 6.0 m | 6.5 m | 7.0 m | 7.5 m | 8.0 m | 8.5 m | 9.0 m | 9.5 m | | | |
| +9.0 m | FRONT  | outriggers down | | | | | 5155 | 4840 | 4571 | | | | | | | | | |
| | | outriggers up | | | | | 5155 | 4723* | 4143* | | | | | | | | | |
| | LATERAL  | outriggers down | | | | | 5155 | 4840 | 4571 | | | | | | | | | |
| | | outriggers up | | | | | 4161* | 3627* | 3176* | | | | | | | | | |
| +8.0 m | FRONT  | outriggers down | | | | | | 4718 | 4458 | 4211 | 3976 | | | | | | | |
| | | outriggers up | | | | | | 4718 | 4197* | 3721* | 3324* | | | | | | | |
| | LATERAL  | outriggers down | | | | | | 4718 | 4458 | 4211 | 3976 | | | | | | | |
| | | outriggers up | | | | | | 3663* | 3230* | 2857* | 2542* | | | | | | | |
| +7.0 m | FRONT  | outriggers down | | | | | | 4696 | 4406 | 4178 | 3934 | 3717 | | | | | | |
| | | outriggers up | | | | | | 4696 | 4188* | 3758* | 3344* | 3023* | | | | | | |
| | LATERAL  | outriggers down | | | | | | 4696 | 4406 | 4178 | 3934 | 3717 | | | | | | |
| | | outriggers up | | | | | | 3692* | 3225* | 2889* | 2564* | 2308* | | | | | | |
| +6.0 m | FRONT  | outriggers down | | | | | | 4727 | 4435 | 4169 | 3937 | 3707 | 3462 | 3210 | | | | |
| | | outriggers up | | | | | | 4727 | 4176* | 3715* | 3348* | 3023* | 2725* | 2480* | | | | |
| | LATERAL  | outriggers down | | | | | | 4727 | 4435 | 4169 | 3937 | 3707 | 3462 | 3210 | | | | |
| | | outriggers up | | | | | | 3647* | 3211* | 2852* | 2565* | 2308* | 2071* | 1874* | | | | |
| +5.0 m | FRONT  | outriggers down | | | | | | 5178 | 4829 | 4500 | 4217 | 3954 | 3692 | 3449 | 3208 | | | |
| | | outriggers up | | | | | | 5178 | 4693* | 4139* | 3682* | 3316* | 2977* | 2706* | 2478* | | | |
| | LATERAL  | outriggers down | | | | | | 5178 | 4829 | 4500 | 4217 | 3954 | 3692 | 3449 | 3208 | | | |
| | | outriggers up | | | | | | 4100* | 3598* | 3173* | 2819* | 2535* | 2268* | 2053* | 1873* | | | |
| +4.0 m | FRONT  | outriggers down | | | 6391 | 5844 | 5369 | 4949 | 4589 | 4273 | 3979 | 3702 | 3448 | 3182 | 2891 | | | |
| | | outriggers up | | | 6391 | 5844 | 5242* | 4585* | 4047* | 3627* | 3260* | 2949* | 2692* | 2460* | 2258* | | | |
| | LATERAL  | outriggers down | | | 6391 | 5844 | 5369 | 4949 | 4589 | 4273 | 3979 | 3702 | 3448 | 3182 | 2891 | | | |
| | | outriggers up | | | 5387* | 4596* | 3990* | 3496* | 3086* | 2764* | 2480* | 2239* | 2037* | 1855* | 1695* | | | |
| +3.0 m | FRONT  | outriggers down | 8701 | 7647 | 6781 | 6053 | 5527 | 5056 | 4661 | 4288 | 3969 | 3669 | 3405 | 3122 | 2811 | | | |
| | | outriggers up | 8701 | 7647 | 6781 | 5802* | 5073* | 4452* | 3950* | 3528* | 3183* | 2886* | 2652* | 2431* | 2236* | | | |
| | LATERAL  | outriggers down | 8701 | 7647 | 6781 | 6053 | 5527 | 5056 | 4661 | 4288 | 3969 | 3669 | 3405 | 3122 | 2811 | | | |
| | | outriggers up | 7535* | 6136* | 5155* | 4366* | 3833* | 3371* | 2993* | 2673* | 2409* | 2180* | 1998* | 1827* | 1674* | | | |
| +2.0 m | FRONT  | outriggers down | 9317 | 8029 | 6981 | 6245 | 5610 | 5096 | 4675 | 4263 | 3915 | 3600 | 3303 | 2981 | 2665 | | | |
| | | outriggers up | 9317 | 7898* | 6514* | 5609* | 4864* | 4287* | 3846* | 3431* | 3107* | 2834* | 2602* | 2387* | 2210* | | | |
| | LATERAL  | outriggers down | 9317 | 8029 | 6981 | 6245 | 5610 | 5096 | 4675 | 4263 | 3915 | 3600 | 3303 | 2981 | 2665 | | | |
| | | outriggers up | 6999* | 5766* | 4817* | 4179* | 3642* | 3219* | 2893* | 2582* | 2336* | 2129* | 1951* | 1786* | 1649* | | | |
| +1.0 m | FRONT  | outriggers down | 9298 | 7995 | 7001 | 6226 | 5559 | 5020 | 4543 | 4145 | 3779 | 3435 | 3119 | 2791 | 2406 | | | |
| | | outriggers up | 9201* | 7465* | 6270* | 5403* | 4700* | 4160* | 3705* | 3347* | 3040* | 2778* | 2559* | 2358* | 2182* | | | |
| | LATERAL  | outriggers down | 9298 | 7995 | 7001 | 6226 | 5559 | 5020 | 4543 | 4145 | 3779 | 3435 | 3119 | 2791 | 2406 | | | |
| | | outriggers up | 6494* | 5378* | 4579* | 3983* | 3485* | 3097* | 2766* | 2501* | 2272* | 2075* | 1909* | 1757* | 1623* | | | |
| 0 m | FRONT  | outriggers down | 8512 | 7464 | 6626 | 5831 | 5245 | 4761 | 4279 | 3876 | 3502 | 3164 | 2810 | 2453 | 2043 | | | |
| | | outriggers up | 8512 | 7213* | 6087* | 5197* | 4560* | 4061* | 3625* | 3279* | 2985* | 2738* | 2520* | 2331* | 2143* | | | |
| | LATERAL  | outriggers down | 8512 | 7464 | 6626 | 5831 | 5245 | 4761 | 4279 | 3876 | 3502 | 3164 | 2810 | 2453 | 2043 | | | |
| | | outriggers up | 6185* | 5150* | 4407* | 3797* | 3354* | 3002* | 2687* | 2434* | 2218* | 2035* | 1872* | 1731* | 1611* | | | |
| -1.0 m | FRONT  | outriggers down | 7061 | 6379 | 5719 | 5167 | 4645 | 4213 | 3811 | 3416 | 3058 | 2713 | 2323 | 1914 | | | | |
| | | outriggers up | 7061 | 6379 | 5719 | 5113* | 4457* | 3966* | 3575* | 3231* | 2945* | 2708* | 2323 | 1914 | | | | |
| | LATERAL  | outriggers down | 7061 | 6379 | 5719 | 5167 | 4645 | 4213 | 3811 | 3416 | 3058 | 2713 | 2323 | 1914 | | | | |
| | | outriggers up | 6054* | 4988* | 4270* | 3714* | 3261* | 2916* | 2637* | 2389* | 2180* | 2006* | 1850* | 1719* | | | | |

The specified max. loading capacities in kilogrammes (kg) include a stability of 25% or are calculated at 87% of the hydraulic lifting power, as per ISO10567. These values are applicable at the tip of the arm with optimum positioning of the corresponding arm system. Weights of attached load carrying accessories (grab, magnet, load hook, etc.) are not included with the load carrying values. *Value limited due to excavator stability.

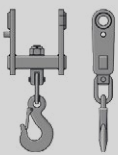
All loading capacities are listed with 2.5 m undercarriage width. The undercarriage may be delivered with 2.75 m width as an option.

WORKING RANGES 200MH

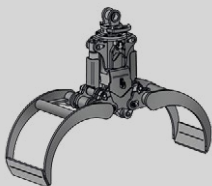
Boom 5.50 m (C6.5i) and jib 4.0 m (D6.14iS)



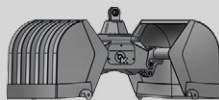
Attachments



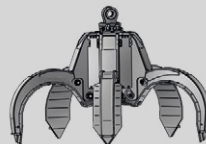
Load hook



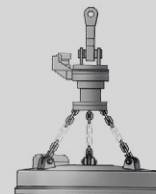
Log grab



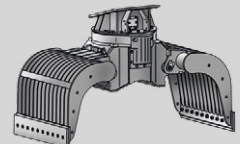
Clamshell grab



Orange peel grab

























Load lifting magnet



Sorting grapple

LIFTING CAPACITIES 200MH

Lifting capacities: Boom 5.50 m (C6.5i) and jib 4.00 m (D6.14is)

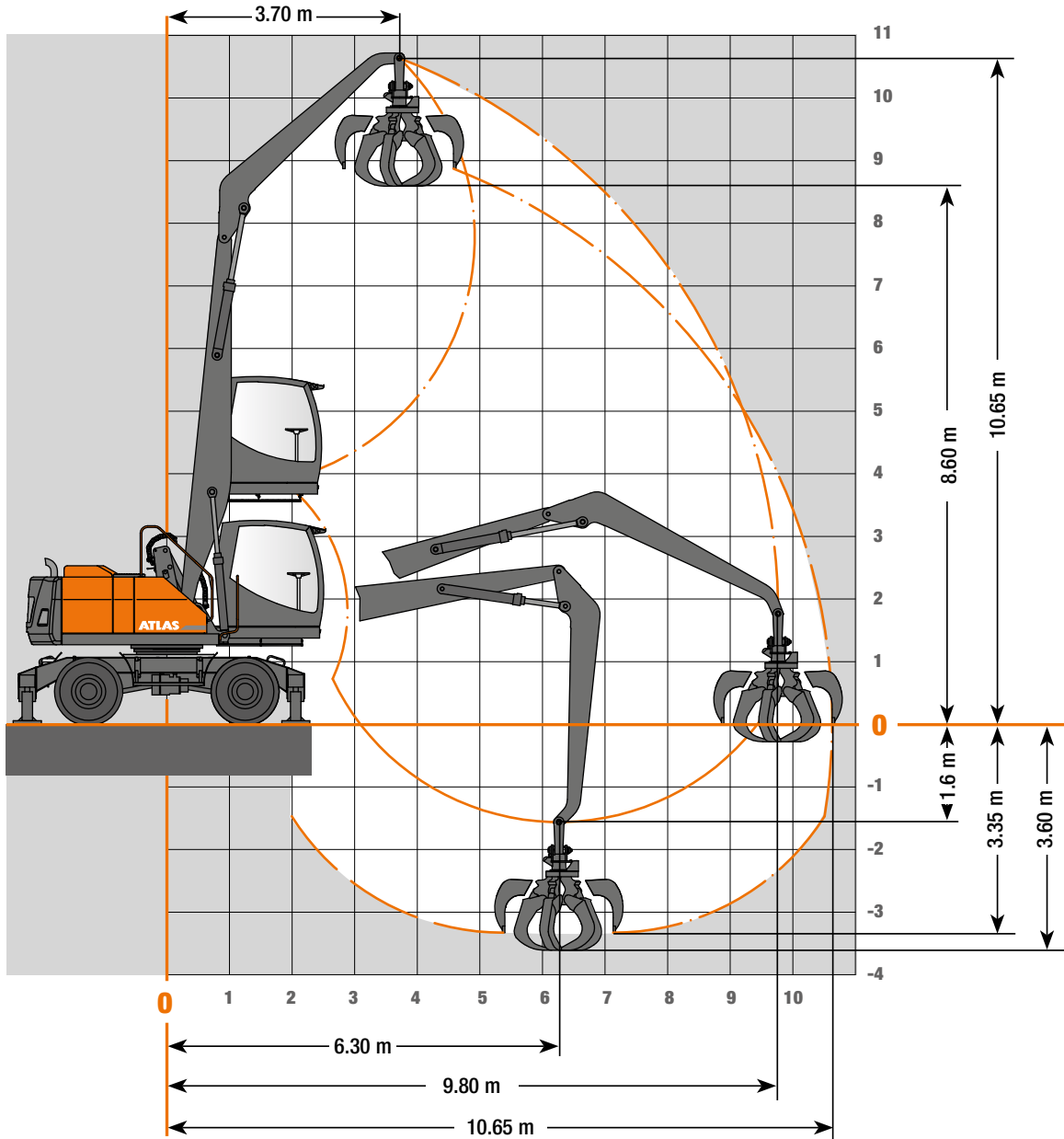
| HEIGHT | Undercarriage position | | 3.5 m | 4.0 m | 4.5 m | 5.0 m | 5.5 m | 6.0 m | 6.5 m | 7.0 m | 7.5 m | 8.0 m | 8.5 m | 9.0 m | 9.5 m |
|--------|---|-----------------|-------|-------|-------|-------|-------|-------|-------|-------|-------|-------|-------|-------|-------|
| +9.0 m | FRONT  | outriggers down | | | | 5768 | 5388 | 5041 | | | | | | | |
| | | outriggers up | | | | 5768 | 5301* | 4590* | | | | | | | |
| | LATERAL  | outriggers down | | | | 5768 | 5388 | 5041 | | | | | | | |
| | | outriggers up | | | | 4699* | 4048* | 3504* | | | | | | | |
| +8.0 m | FRONT  | outriggers down | | | | | 5226 | 4902 | 4601 | 4326 | | | | | |
| | | outriggers up | | | | | 5226 | 4683* | 4116* | 3643* | | | | | |
| | LATERAL  | outriggers down | | | | | 5226 | 4902 | 4601 | 4326 | | | | | |
| | | outriggers up | | | | | 4109* | 3591* | 3153* | 2782* | | | | | |
| +7.0 m | FRONT  | outriggers down | | | | | 5192 | 4835 | 4560 | 4274 | 4012 | | | | |
| | | outriggers up | | | | | 5192 | 4659* | 4150* | 3670* | 3282* | | | | |
| | LATERAL  | outriggers down | | | | | 5192 | 4835 | 4560 | 4274 | 4012 | | | | |
| | | outriggers up | | | | | 4134* | 3577* | 3184* | 2810* | 2505* | | | | |
| +6.0 m | FRONT  | outriggers down | | | | | 5250 | 4880 | 4559 | 4283 | 4010 | 3731 | 3452 | | |
| | | outriggers up | | | | | 5250 | 4660* | 4110* | 3680* | 3299* | 2959* | 2686* | | |
| | LATERAL  | outriggers down | | | | | 5250 | 4880 | 4559 | 4283 | 4010 | 3731 | 3452 | | |
| | | outriggers up | | | | | 4104* | 3572* | 3150* | 2816* | 2519* | 2251* | 2033* | | |
| +5.0 m | FRONT  | outriggers down | | | | 5824 | 5359 | 4957 | 4620 | 4304 | 4014 | 3724 | 3449 | 3118 | |
| | | outriggers up | | | | 5824 | 5273* | 4603* | 4084* | 3635* | 3268* | 2945* | 2683* | 2445* | |
| | LATERAL  | outriggers down | | | | 5824 | 5359 | 4957 | 4620 | 4304 | 4014 | 3724 | 3449 | 3118 | |
| | | outriggers up | | | | 4658* | 4023* | 3518* | 3122* | 2775* | 2490* | 2237* | 2031* | 1841* | |
| +4.0 m | FRONT  | outriggers down | | 7456 | 6680 | 6029 | 5509 | 5069 | 4682 | 4333 | 4014 | 3716 | 3405 | 3082 | |
| | | outriggers up | | 7456 | 6680 | 5928* | 5127* | 4521* | 3997* | 3579* | 3223* | 2922* | 2652* | 2427* | |
| | LATERAL  | outriggers down | | 7456 | 6680 | 6029 | 5509 | 5069 | 4682 | 4333 | 4014 | 3716 | 3405 | 3082 | |
| | | outriggers up | | 6294* | 5269* | 4480* | 3889* | 3437* | 3040* | 2721* | 2447* | 2213* | 2003* | 1826* | |
| +3.0 m | FRONT  | outriggers down | 9119 | 7898 | 6967 | 6249 | 5638 | 5139 | 4702 | 4339 | 3989 | 3664 | 3353 | 3004 | 2560 |
| | | outriggers up | 9119 | 7898 | 6750* | 5765* | 4991* | 4385* | 3894* | 3511* | 3167* | 2879* | 2634* | 2412* | 2219* |
| | LATERAL  | outriggers down | 9119 | 7898 | 6967 | 6249 | 5638 | 5139 | 4702 | 4339 | 3989 | 3664 | 3353 | 3004 | 2560 |
| | | outriggers up | 7281* | 5992* | 5025* | 4322* | 3760* | 3312* | 2944* | 2655* | 2393* | 2171* | 1983* | 1810* | 1659* |
| +2.0 m | FRONT  | outriggers down | 9410 | 8135 | 7086 | 6331 | 5678 | 5107 | 4676 | 4260 | 3883 | 3549 | 3208 | 2853 | 2369 |
| | | outriggers up | 9410 | 7713* | 6423* | 5550* | 4833* | 4234* | 3808* | 3421* | 3096* | 2829* | 2596* | 2392* | 2206* |
| | LATERAL  | outriggers down | 9410 | 8135 | 7086 | 6331 | 5678 | 5107 | 4676 | 4260 | 3883 | 3549 | 3208 | 2853 | 2369 |
| | | outriggers up | 6727* | 5609* | 4733* | 4123* | 3611* | 3173* | 2860* | 2571* | 2326* | 2125* | 1946* | 1790* | 1646* |
| +1.0 m | FRONT  | outriggers down | 9021 | 7864 | 6932 | 6127 | 5482 | 4954 | 4483 | 4081 | 3689 | 3324 | 2951 | 2550 | 2046 |
| | | outriggers up | 9020* | 7382* | 6232* | 5328* | 4653* | 4133* | 3697* | 3353* | 3043* | 2786* | 2556* | 2365* | 2046 |
| | LATERAL  | outriggers down | 9021 | 7864 | 6932 | 6127 | 5482 | 4954 | 4483 | 4081 | 3689 | 3324 | 2951 | 2550 | 2046 |
| | | outriggers up | 6356* | 5309* | 4542* | 3922* | 3447* | 3075* | 2758* | 2505* | 2275* | 2082* | 1909* | 1764* | 1636* |
| 0 m | FRONT  | outriggers down | 7823 | 7029 | 6253 | 5659 | 5060 | 4560 | 4105 | 3711 | 3321 | 2938 | 2571 | 2108 | |
| | | outriggers up | 7823 | 7029 | 6037* | 5226* | 4571* | 4057* | 3620* | 3291* | 2995* | 2739* | 2536* | 2108 | |
| | LATERAL  | outriggers down | 7823 | 7029 | 6253 | 5659 | 5060 | 4560 | 4105 | 3711 | 3321 | 2938 | 2571 | 2108 | |
| | | outriggers up | 6193* | 5144* | 4371* | 3821* | 3363* | 3000* | 2687* | 2447* | 2230* | 2040* | 1888* | 1748* | |
| -1.0 m | FRONT  | outriggers down | 6082 | 5695 | 5217 | 4758 | 4314 | 3923 | 3547 | 3121 | 2778 | 2371 | | | |
| | | outriggers up | 6082 | 5695 | 5217 | 4758 | 4314 | 3923 | 3547 | 3121 | 2778 | 2371 | | | |
| | LATERAL  | outriggers down | 6082 | 5695 | 5217 | 4758 | 4314 | 3923 | 3547 | 3121 | 2778 | 2371 | | | |
| | | outriggers up | 6082 | 5073* | 4294* | 3750* | 3304* | 2946* | 2662* | 2412* | 2206* | 2030* | | | |

The specified max. loading capacities in kilogrammes (kg) include a stability of 25% or are calculated at 87% of the hydraulic lifting power, as per ISO10567. These values are applicable at the tip of the arm with optimum positioning of the corresponding arm system. Weights of attached load carrying accessories (grab, magnet, load hook, etc.) are not included with the load carrying values. *Value limited due to excavator stability.

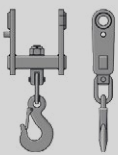
All loading capacities are listed with 2.5 m undercarriage width. The undercarriage may be delivered with 2.75 m width as an option.

WORKING RANGES 200MH

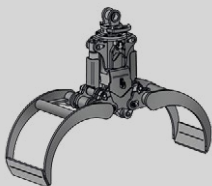
Boom 6.00 m (C6.6i) and jib 4.0 m (D6.14i)



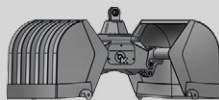
Attachments



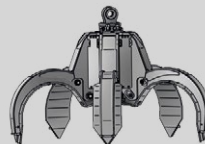
Load hook



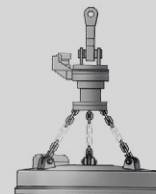
Log grab



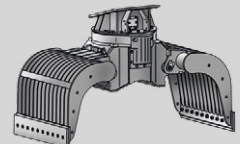
Clamshell grab



Orange peel grab

























Load lifting magnet



Sorting grapple

LIFTING CAPACITIES 200MH

Lifting capacities: Boom 6.00 m (C6.6i) and jib 4.0 m (D6.14i)

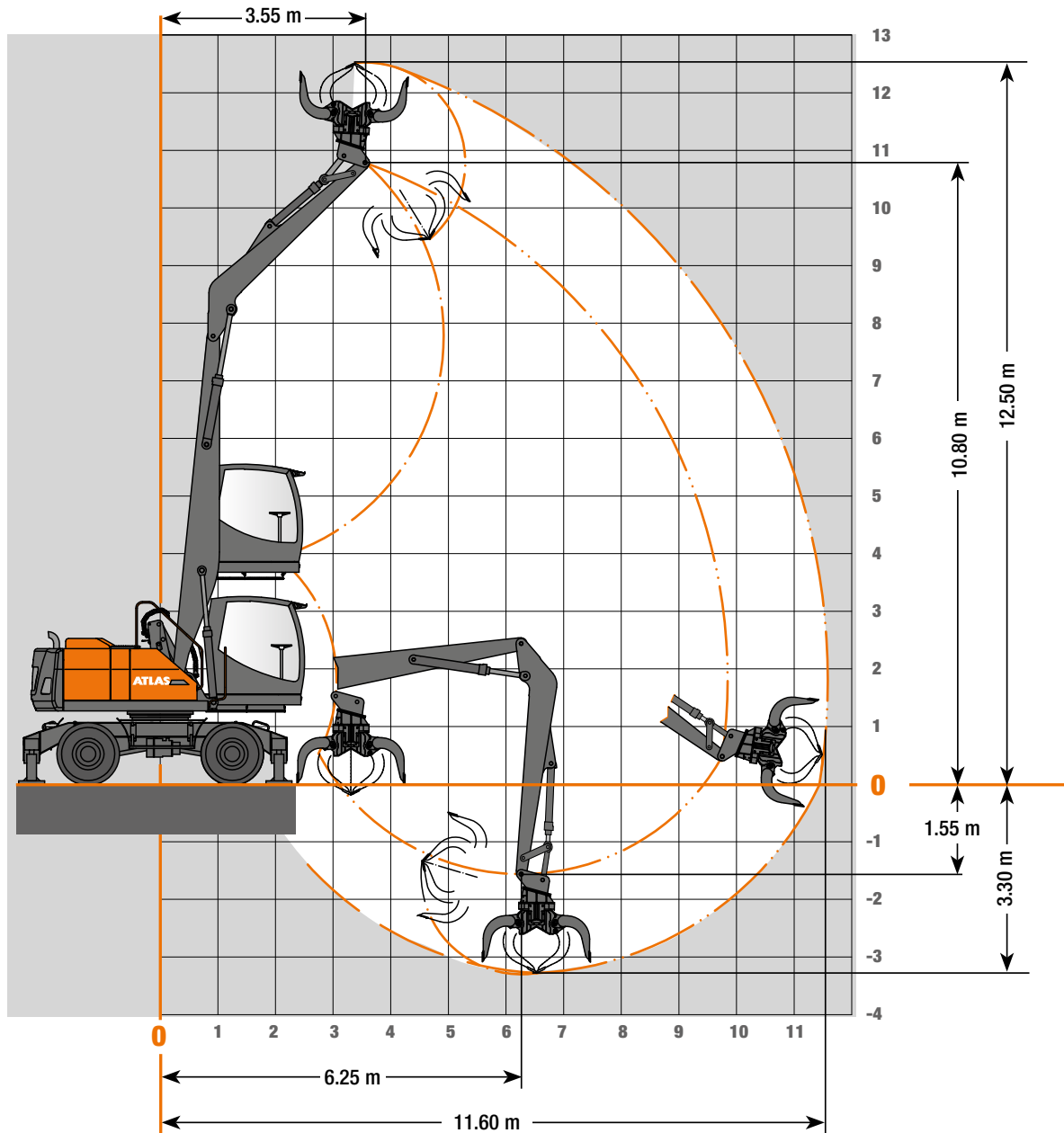
| HEIGHT | Undercarriage position | | 3.5 m | 4.0 m | 4.5 m | 5.0 m | 5.5 m | 6.0 m | 6.5 m | 7.0 m | 7.5 m | 8.0 m | 8.5 m | 9.0 m | 9.5 m |
|--------|---|-----------------|-------|-------|-------|-------|-------|-------|-------|-------|-------|-------|-------|-------|-------|
| +9.0 m | FRONT  | outriggers down | | | | 5702 | 5271 | 4907 | | | | | | | |
| | | outriggers up | | | | 5702 | 5271 | 4650* | | | | | | | |
| | LATERAL  | outriggers down | | | | 5702 | 5271 | 4907 | | | | | | | |
| | | outriggers up | | | | 4766* | 4097* | 3556* | | | | | | | |
| +8.0 m | FRONT  | outriggers down | | | | 5608 | 5172 | 4844 | 4509 | 4224 | | | | | |
| | | outriggers up | | | | 5608 | 5172 | 4706* | 4107* | 3647* | | | | | |
| | LATERAL  | outriggers down | | | | 5608 | 5172 | 4844 | 4509 | 4224 | | | | | |
| | | outriggers up | | | | 4778* | 4088* | 3607* | 3145* | 2785* | | | | | |
| +7.0 m | FRONT  | outriggers down | | | | 5622 | 5207 | 4810 | 4505 | 4209 | 3953 | 3688 | | | |
| | | outriggers up | | | | 5622 | 5207 | 4643* | 4124* | 3661* | 3296* | 2958* | | | |
| | LATERAL  | outriggers down | | | | 5622 | 5207 | 4810 | 4505 | 4209 | 3953 | 3688 | | | |
| | | outriggers up | | | | 4758* | 4120* | 3557* | 3158* | 2798* | 2512* | 2245* | | | |
| +6.0 m | FRONT  | outriggers down | | | | 5731 | 5277 | 4867 | 4539 | 4214 | 3948 | 3684 | 3405 | | |
| | | outriggers up | | | | 5731 | 5277 | 4610* | 4102* | 3624* | 3272* | 2955* | 2661* | | |
| | LATERAL  | outriggers down | | | | 5731 | 5277 | 4867 | 4539 | 4214 | 3948 | 3684 | 3405 | | |
| | | outriggers up | | | | 4697* | 4051* | 3523* | 3135* | 2764* | 2490* | 2242* | 2009* | | |
| +5.0 m | FRONT  | outriggers down | | 7217 | 6493 | 5904 | 5396 | 4955 | 4572 | 4250 | 3955 | 3678 | 3409 | 3118 | |
| | | outriggers up | | 7217 | 6493 | 5904 | 5214* | 4551* | 4001* | 3585* | 3234* | 2928* | 2661* | 2416* | |
| | LATERAL  | outriggers down | | 7217 | 6493 | 5904 | 5396 | 4955 | 4572 | 4250 | 3955 | 3678 | 3409 | 3118 | |
| | | outriggers up | | 6403* | 5355* | 4578* | 3960* | 3463* | 3043* | 2724* | 2453* | 2215* | 2006* | 1812* | |
| +4.0 m | FRONT  | outriggers down | 8770 | 7628 | 6771 | 6085 | 5500 | 5027 | 4635 | 4267 | 3944 | 3643 | 3352 | 3069 | 2756 |
| | | outriggers up | 8770 | 7628 | 6771 | 5843* | 5027* | 4411* | 3930* | 3514* | 3167* | 2871* | 2612* | 2393* | 2197* |
| | LATERAL  | outriggers down | 8770 | 7628 | 6771 | 6085 | 5500 | 5027 | 4635 | 4267 | 3944 | 3643 | 3352 | 3069 | 2756 |
| | | outriggers up | 7500* | 6112* | 5142* | 4389* | 3792* | 3333* | 2972* | 2656* | 2390* | 2162* | 1961* | 1790* | 1636* |
| +3.0 m | FRONT  | outriggers down | 9264 | 7967 | 6994 | 6215 | 5598 | 5076 | 4630 | 4237 | 3909 | 3574 | 3273 | 2994 | 2668 |
| | | outriggers up | 9264 | 7843* | 6567* | 5587* | 4861* | 4292* | 3816* | 3420* | 3108* | 2813* | 2572* | 2372* | 2185* |
| | LATERAL  | outriggers down | 9264 | 7967 | 6994 | 6215 | 5598 | 5076 | 4630 | 4237 | 3909 | 3574 | 3273 | 2994 | 2668 |
| | | outriggers up | 6956* | 5717* | 4845* | 4153* | 3631* | 3218* | 2864* | 2568* | 2333* | 2107* | 1922* | 1768* | 1623* |
| +2.0 m | FRONT  | outriggers down | 9213 | 7936 | 6952 | 6136 | 5535 | 4987 | 4539 | 4131 | 3789 | 3439 | 3124 | 2812 | 2492 |
| | | outriggers up | 9127* | 7423* | 6240* | 5326* | 4689* | 4135* | 3703* | 3329* | 3033* | 2756* | 2528* | 2330* | 2162* |
| | LATERAL  | outriggers down | 9213 | 7936 | 6952 | 6136 | 5535 | 4987 | 4539 | 4131 | 3789 | 3439 | 3124 | 2812 | 2492 |
| | | outriggers up | 6424* | 5332* | 4550* | 3919* | 3471* | 3072* | 2757* | 2482* | 2261* | 2052* | 1879* | 1729* | 1600* |
| +1.0 m | FRONT  | outriggers down | 8204 | 7350 | 6508 | 5842 | 5226 | 4748 | 4319 | 3912 | 3570 | 3215 | 2895 | 2575 | 2189 |
| | | outriggers up | 8204 | 7122* | 5968* | 5166* | 4503* | 4023* | 3609* | 3254* | 2969* | 2709* | 2491* | 2304* | 2137* |
| | LATERAL  | outriggers down | 8204 | 7350 | 6508 | 5842 | 5226 | 4748 | 4319 | 3912 | 3570 | 3215 | 2895 | 2575 | 2189 |
| | | outriggers up | 6022* | 5062* | 4304* | 3762* | 3302* | 2964* | 2667* | 2409* | 2200* | 2006* | 1844* | 1703* | 1577* |
| 0 m | FRONT  | outriggers down | 6566 | 6212 | 5700 | 5221 | 4693 | 4288 | 3887 | 3531 | 3170 | 2863 | 2515 | 2172 | |
| | | outriggers up | 6566 | 6212 | 5700 | 5054* | 4412* | 3927* | 3525* | 3199* | 2907* | 2672* | 2456* | 2172 | |
| | LATERAL  | outriggers down | 6566 | 6212 | 5700 | 5221 | 4693 | 4288 | 3887 | 3531 | 3170 | 2863 | 2515 | 2172 | |
| | | outriggers up | 5903* | 4922* | 4181* | 3657* | 3214* | 2875* | 2589* | 2355* | 2143* | 1971* | 1811* | 1682* | |
| -1.0 m | FRONT  | outriggers down | | | 4467 | 4234 | 3888 | 3565 | 3263 | 2941 | 2641 | 2296 | | | |
| | | outriggers up | | | 4467 | 4234 | 3888 | 3565 | 3263 | 2941 | 2641 | 2296 | | | |
| | LATERAL  | outriggers down | | | 4467 | 4234 | 3888 | 3565 | 3263 | 2941 | 2641 | 2296 | | | |
| | | outriggers up | | | 4115* | 3596* | 3157* | 2833* | 2552* | 2317* | 2115* | 1949* | | | |

The specified max. loading capacities in kilogrammes (kg) include a stability of 25% or are calculated at 87% of the hydraulic lifting power, as per ISO10567. These values are applicable at the tip of the arm with optimum positioning of the corresponding arm system. Weights of attached load carrying accessories (grab, magnet, load hook, etc.) are not included with the load carrying values. *Value limited due to excavator stability.

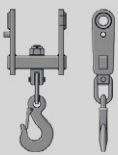
All loading capacities are listed with 2.5 m undercarriage width. The undercarriage may be delivered with 2.75 m width as an option.

WORKING RANGES 200MH

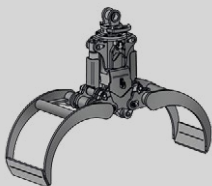
Boom 6.00 m (C6.6i) and jib 4.0 m (D6.14iS)



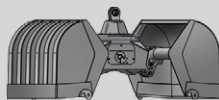
Attachments



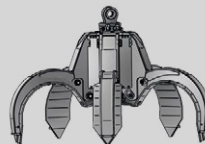
Load hook



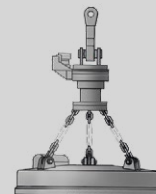
Log grab



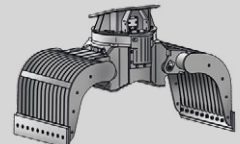
Clamshell grab



Orange peel grab

























Load lifting magnet



Sorting grapple

LIFTING CAPACITIES 200MH

Lifting capacities: Boom 6.00 m (C6.6i) and jib 4.00 m (D6.14is)

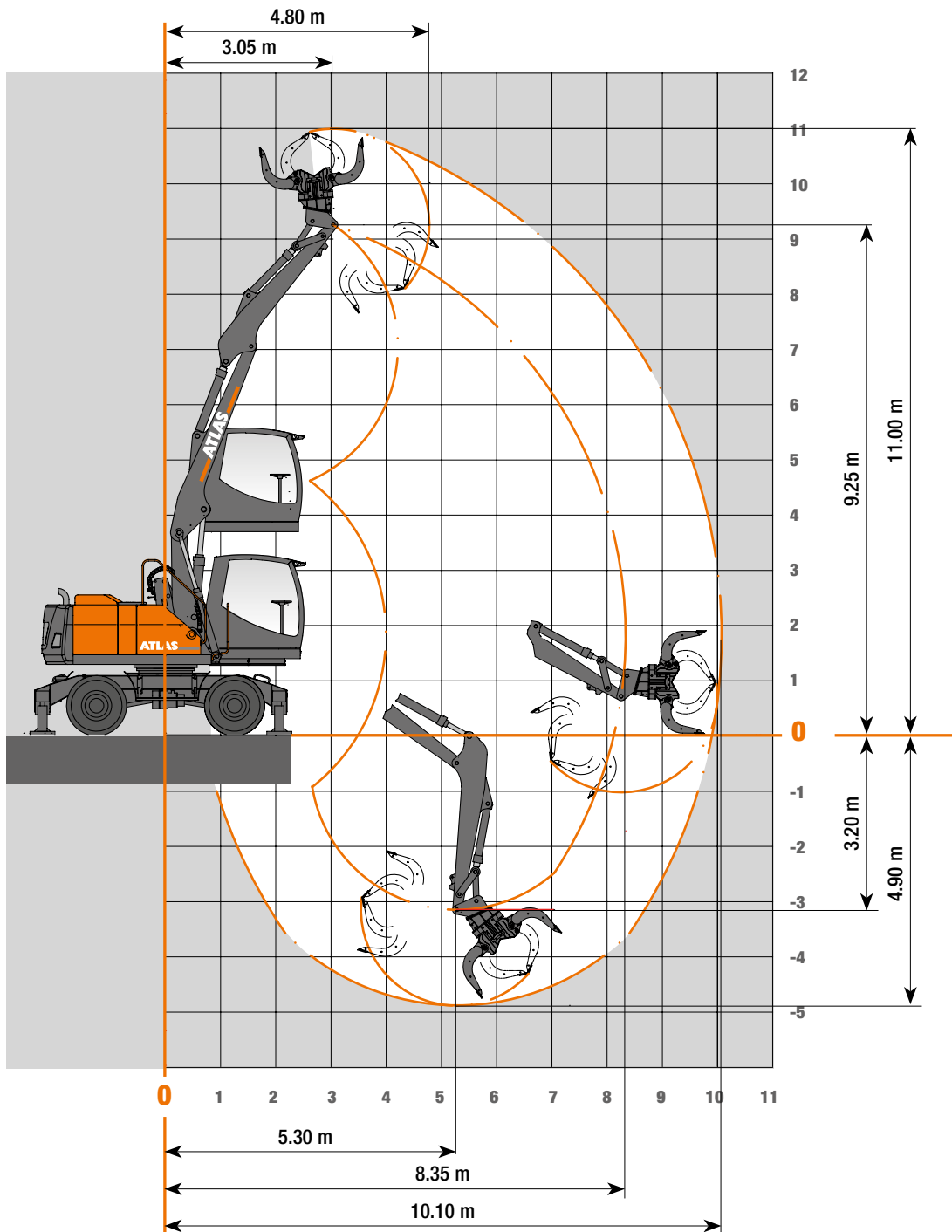
| HEIGHT | Undercarriage position | | 3,5 m | 4,0 m | 4,5 m | 5,0 m | 5,5 m | 6,0 m | 6,5 m | 7,0 m | 7,5 m | 8,0 m | 8,5 m | 9,0 m | 9,5 m |
|--------|---|-----------------|-------|-------|-------|-------|-------|-------|-------|-------|-------|-------|-------|-------|-------|
| +9,0 m | FRONT  | outriggers down | | | | 5688 | 5257 | 4910 | 4579 | | | | | | |
| | | outriggers up | | | | 5688 | 5257 | 4654* | 4070* | | | | | | |
| | LATERAL  | outriggers down | | | | 5688 | 5257 | 4910 | 4579 | | | | | | |
| | | outriggers up | | | | 4753* | 4059* | 3558* | 3106* | | | | | | |
| +8,0 m | FRONT  | outriggers down | | | | 5607 | 5172 | 4843 | 4509 | 4225 | 3964 | | | | |
| | | outriggers up | | | | 5607 | 5172 | 4706* | 4107* | 3647* | 3267* | | | | |
| | LATERAL  | outriggers down | | | | 5607 | 5172 | 4843 | 4509 | 4225 | 3964 | | | | |
| | | outriggers up | | | | 4777* | 4088* | 3607* | 3144* | 2785* | 2485* | | | | |
| +7,0 m | FRONT  | outriggers down | | | | 5627 | 5210 | 4812 | 4505 | 4207 | 3951 | 3684 | | | |
| | | outriggers up | | | | 5627 | 5210 | 4645* | 4124* | 3659* | 3295* | 2955* | | | |
| | LATERAL  | outriggers down | | | | 5627 | 5210 | 4812 | 4505 | 4207 | 3951 | 3684 | | | |
| | | outriggers up | | | | 4762* | 4123* | 3558* | 3158* | 2797* | 2511* | 2242* | | | |
| +6,0 m | FRONT  | outriggers down | | | | 5723 | 5270 | 4875 | 4519 | 4210 | 3945 | 3682 | 3403 | | |
| | | outriggers up | | | | 5723 | 5270 | 4619* | 4064* | 3620* | 3269* | 2953* | 2660* | | |
| | LATERAL  | outriggers down | | | | 5723 | 5270 | 4875 | 4519 | 4210 | 3945 | 3682 | 3403 | | |
| | | outriggers up | | | | 4689* | 4045* | 3529* | 3104* | 2762* | 2488* | 2240* | 2008* | | |
| +5,0 m | FRONT  | outriggers down | | 7252 | 6520 | 5891 | 5386 | 4948 | 4582 | 4258 | 3951 | 3675 | 3407 | 3118 | |
| | | outriggers up | | 7252 | 6520 | 5891 | 5179* | 4522* | 4011* | 3592* | 3230* | 2925* | 2659* | 2416* | |
| | LATERAL  | outriggers down | | 7252 | 6520 | 5891 | 5386 | 4948 | 4582 | 4258 | 3951 | 3675 | 3407 | 3118 | |
| | | outriggers up | | 6440* | 5381* | 4567* | 3933* | 3440* | 3051* | 2730* | 2451* | 2214* | 2005* | 1813* | |
| +4,0 m | FRONT  | outriggers down | 8770 | 7648 | 6786 | 6095 | 5523 | 5046 | 4628 | 4262 | 3940 | 3650 | 3357 | 3067 | 2757 |
| | | outriggers up | 8770 | 7648 | 6786 | 5827* | 5052* | 4429* | 3923* | 3508* | 3162* | 2877* | 2616* | 2391* | 2198* |
| | LATERAL  | outriggers down | 8770 | 7648 | 6786 | 6095 | 5523 | 5046 | 4628 | 4262 | 3940 | 3650 | 3357 | 3067 | 2757 |
| | | outriggers up | 7549* | 6094* | 5126* | 4376* | 3811* | 3347* | 2967* | 2652* | 2387* | 2167* | 1965* | 1789* | 1637* |
| +3,0 m | FRONT  | outriggers down | 9247 | 7955 | 6971 | 6211 | 5597 | 5066 | 4622 | 4252 | 3890 | 3583 | 3280 | 2991 | 2666 |
| | | outriggers up | 9247 | 7853* | 6537* | 5597* | 4871* | 4281* | 3807* | 3434* | 3091* | 2821* | 2578* | 2370* | 2183* |
| | LATERAL  | outriggers down | 9247 | 7955 | 6971 | 6211 | 5597 | 5066 | 4622 | 4252 | 3890 | 3583 | 3280 | 2991 | 2666 |
| | | outriggers up | 6969* | 5729* | 4826* | 4165* | 3641* | 3210* | 2859* | 2579* | 2319* | 2113* | 1927* | 1767* | 1622* |
| +2,0 m | FRONT  | outriggers down | 9173 | 7937 | 6929 | 6173 | 5521 | 4976 | 4530 | 4147 | 3784 | 3465 | 3149 | 2837 | 2491 |
| | | outriggers up | 9067* | 7422* | 6212* | 5365* | 4673* | 4124* | 3694* | 3344* | 3027* | 2771* | 2539* | 2339* | 2160* |
| | LATERAL  | outriggers down | 9173 | 7937 | 6929 | 6173 | 5521 | 4976 | 4530 | 4147 | 3784 | 3465 | 3149 | 2837 | 2491 |
| | | outriggers up | 6389* | 5341* | 4533* | 3948* | 3461* | 3065* | 2752* | 2493* | 2258* | 2064* | 1889* | 1737* | 1599* |
| +1,0 m | FRONT  | outriggers down | 8233 | 7325 | 6551 | 5825 | 5256 | 4737 | 4310 | 3906 | 3550 | 3211 | 2904 | 2582 | 2219 |
| | | outriggers up | 8233 | 7098* | 6017* | 5147* | 4534* | 4012* | 3600* | 3247* | 2963* | 2705* | 2499* | 2310* | 2141* |
| | LATERAL  | outriggers down | 8233 | 7325 | 6551 | 5825 | 5256 | 4737 | 4310 | 3906 | 3550 | 3211 | 2904 | 2582 | 2219 |
| | | outriggers up | 6065* | 5047* | 4339* | 3751* | 3325* | 2957* | 2662* | 2405* | 2196* | 2004* | 1850* | 1708* | 1581* |
| 0 m | FRONT  | outriggers down | 6596 | 6193 | 5684 | 5207 | 4720 | 4312 | 3907 | 3526 | 3184 | 2859 | 2523 | 2170 | |
| | | outriggers up | 6596 | 6193 | 5684 | 5056* | 4427* | 3939* | 3536* | 3200* | 2921* | 2674* | 2465* | 2170 | |
| | LATERAL  | outriggers down | 6596 | 6193 | 5684 | 5207 | 4720 | 4312 | 3907 | 3526 | 3184 | 2859 | 2523 | 2170 | |
| | | outriggers up | 5920* | 4903* | 4186* | 3659* | 3226* | 2886* | 2599* | 2356* | 2153* | 1972* | 1818* | 1681* | |
| -1,0 m | FRONT  | outriggers down | | | | 4497 | 4224 | 3912 | 3586 | 3258 | 2956 | 2653 | 2294 | | |
| | | outriggers up | | | | 4497 | 4224 | 3912 | 3586 | 3258 | 2956 | 2653 | 2294 | | |
| | LATERAL  | outriggers down | | | | 4497 | 4224 | 3912 | 3586 | 3258 | 2956 | 2653 | 2294 | | |
| | | outriggers up | | | | 4146* | 3586* | 3179* | 2836* | 2547* | 2320* | 2126* | 1947* | | |

The specified max. loading capacities in kilogrammes (kg) include a stability of 25% or are calculated at 87% of the hydraulic lifting power, as per ISO10567. These values are applicable at the tip of the arm with optimum positioning of the corresponding arm system. Weights of attached load carrying accessories (grab, magnet, load hook, etc.) are not included with the load carrying values. *Value limited due to excavator stability.

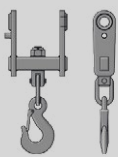
All loading capacities are listed with 2.5 m undercarriage width. The undercarriage may be delivered with 2.75 m width as an option.

WORKING RANGES 200MH

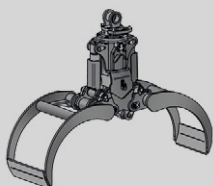
Adjustable Boom, Base Arm 1.87 m (C6.41), Boom 3.62 m (C6.461) + Stick 2.65 m (D6.3)



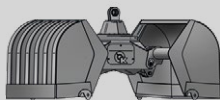
Attachments



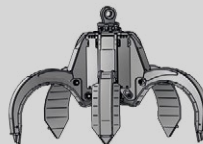
Load hook



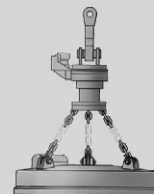
Log grab



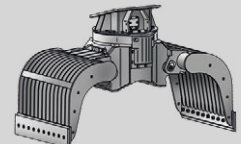
Clamshell grab



Orange peel grab











Load lifting magnet



Sorting grapple

LIFTING CAPACITIES 200MH

Adjustable Boom, Base Arm 1.87 m (C6.41), Boom 3.62 m (C6.461) + Stick 2.65 m (D6.3). Max. reach 10,10 m

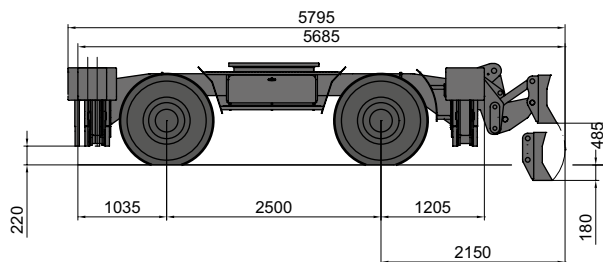
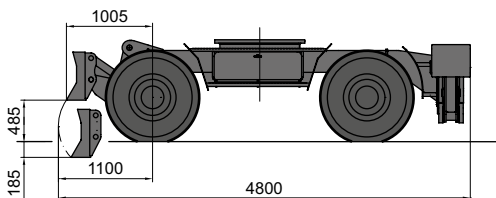
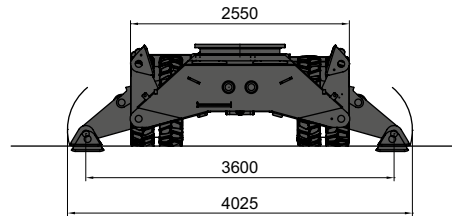
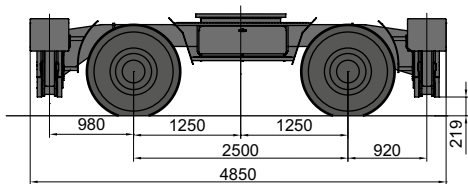
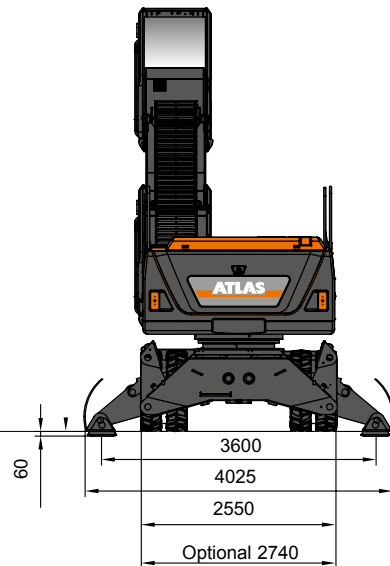
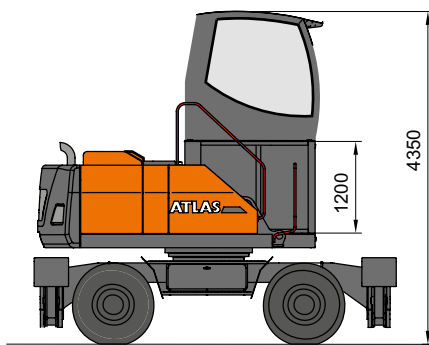
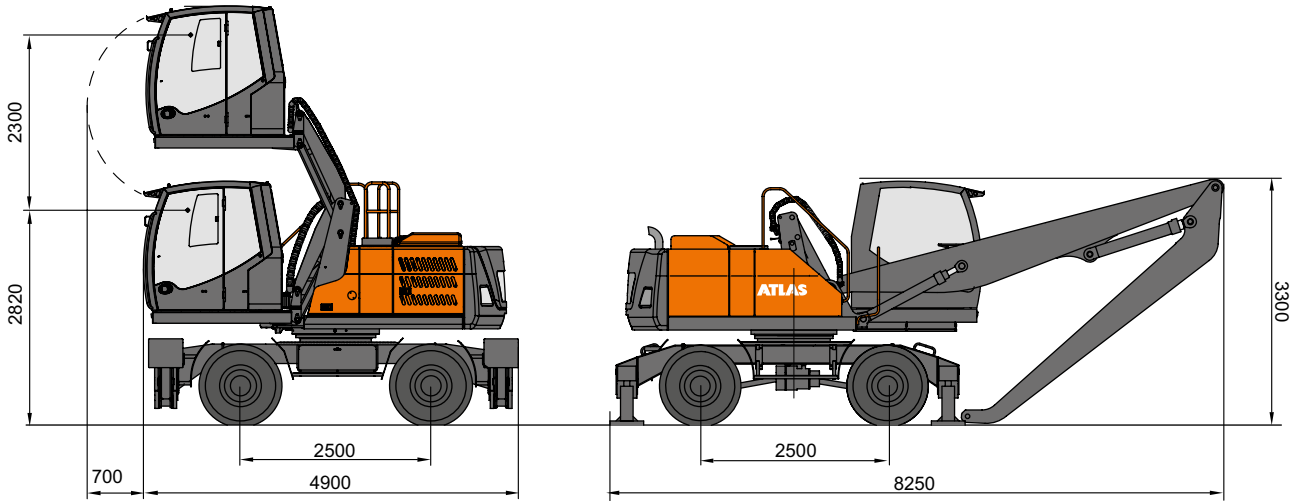
| HEIGHT | Undercarriage position | | 2.0 m | 2.5 m | 3.0 m | 3.5 m | 4.0 m | 4.5 m | 5.0 m | 5.5 m | 6.0 m | 6.5 m | 7.0 m | 7.5 m | 8.0 m |
|--------|---|-----------------|--------|---------|--------|--------|--------|--------|--------|--------|--------|--------|--------|--------|--------|
| +8.0 m | FRONT  | outriggers down | | | | | 3 947 | 3 781 | 3 685 | | | | | | |
| | | outriggers up | | | | | 3 947 | 3 781 | 3 685 | | | | | | |
| | LATERAL  | outriggers down | | | | | 3 947 | 3 781 | 3 685 | | | | | | |
| | | outriggers up | | | | | 3 947 | 3 781 | 3 685 | | | | | | |
| +6.5 m | FRONT  | outriggers down | | | | | | 3 628 | 3 465 | 3 261 | 3 217 | 3 141 | | | |
| | | outriggers up | | | | | | 3 628 | 3 465 | 3 261 | 3 217 | 3 141 | | | |
| | LATERAL  | outriggers down | | | | | | | 3 628 | 3 465 | 3 261 | 3 217 | 3 141 | | |
| | | outriggers up | | | | | | | 3 628 | 3 465 | 3 261 | 3 217 | 3 141 | | |
| +5.0 m | FRONT  | outriggers down | | | | 4 817 | 4 192 | 3 973 | 3 625 | 3 508 | 3 299 | 3 148 | 2 989 | 2 926 | |
| | | outriggers up | | | | 4 817 | 4 192 | 3 973 | 3 625 | 3 508 | 3 299 | 3 148 | 2 989 | 2 926 | |
| | LATERAL  | outriggers down | | | | 4 817 | 4 192 | 3 973 | 3 625 | 3 508 | 3 299 | 3 148 | 2 989 | 2 926 | |
| | | outriggers up | | | | 4 817 | 4 192 | 3 973 | 3 625 | 3 508 | 3 299 | 3 148 | 2 868* | 2 502* | |
| +3.5 m | FRONT  | outriggers down | | | 5 545 | 5 829 | 5 311 | 4 673 | 4 197 | 3 826 | 3 517 | 3 318 | 3 150 | 2 981 | 2 823 |
| | | outriggers up | | | 5 545 | 5 829 | 5 311 | 4 673 | 4 197 | 3 826 | 3 517 | 3 318 | 3 150 | 2 981 | 2 823 |
| | LATERAL  | outriggers down | | | 5 545 | 5 829 | 5 311 | 4 673 | 4 197 | 3 826 | 3 517 | 3 318 | 3 150 | 2 981 | 2 823 |
| | | outriggers up | | | 5 545 | 5 829 | 5 311 | 4 673 | 4 197 | 3 826 | 3 517 | 3 287* | 2 891* | 2 520* | 2 233* |
| +2.0 m | FRONT  | outriggers down | | 6 900 | 6 800 | 6 496 | 6 090 | 5 293 | 4 627 | 4 234 | 3 825 | 3 505 | 3 269 | 3 057 | 2 845 |
| | | outriggers up | | 6 900 | 6 800 | 6 496 | 6 090 | 5 293 | 4 627 | 4 234 | 3 825 | 3 505 | 3 269 | 3 057 | 2 845 |
| | LATERAL  | outriggers down | | 6 900 | 6 800 | 6 496 | 6 090 | 5 293 | 4 627 | 4 234 | 3 825 | 3 505 | 3 269 | 3 057 | 2 845 |
| | | outriggers up | | 6 900 | 6 800 | 6 496 | 6 090 | 5 225* | 4 544* | 4 003* | 3 616* | 3 242* | 2 796* | 2 469* | 2 212* |
| +0.5 m | FRONT  | outriggers down | 15 143 | 11 288 | 9 042 | 7 394 | 6 334 | 5 490 | 4 874 | 4 369 | 3 950 | 3 608 | 3 308 | 3 069 | 2 838 |
| | | outriggers up | 15 143 | 11 288 | 9 042 | 7 394 | 6 334 | 5 490 | 4 874 | 4 369 | 3 950 | 3 608 | 3 308 | 3 069 | 2 838 |
| | LATERAL  | outriggers down | 15 143 | 11 288 | 9 042 | 7 394 | 6 334 | 5 490 | 4 874 | 4 369 | 3 950 | 3 608 | 3 308 | 3 069 | 2 838 |
| | | outriggers up | 15 143 | 11 288 | 8 908* | 7 296* | 6 050* | 5 126* | 4 439* | 3 942* | 3 472* | 3 056* | 2 698* | 2 421* | 2 162* |
| -1.0 m | FRONT  | outriggers down | 15 791 | 11 650 | 9 160 | 7 519 | 6 389 | 5 569 | 4 918 | 4 402 | 3 984 | 3 649 | 3 368 | 2 988 | |
| | | outriggers up | 15 791 | 11 650 | 9 160 | 7 519 | 6 389 | 5 569 | 4 918 | 4 402 | 3 984 | 3 649 | 3 368 | 2 988 | |
| | LATERAL  | outriggers down | 15 791 | 11 650 | 9 160 | 7 519 | 6 389 | 5 569 | 4 918 | 4 402 | 3 984 | 3 649 | 3 368 | 2 988 | |
| | | outriggers up | 15 791 | 11 547* | 8 607* | 6 912* | 5 706* | 4 880* | 4 270* | 3 762* | 3 314* | 2 918* | 2 601* | 2 352* | |
| -2.5 m | FRONT  | outriggers down | 16 352 | 11 973 | 9 469 | 7 762 | 6 650 | 5 789 | 5 146 | 4 574 | 3 984 | 3 316 | 2 411 | | |
| | | outriggers up | 16 352 | 11 973 | 9 469 | 7 762 | 6 650 | 5 789 | 5 146 | 4 574 | 3 984 | 3 316 | 2 411 | | |
| | LATERAL  | outriggers down | 16 352 | 11 973 | 9 469 | 7 762 | 6 650 | 5 789 | 5 146 | 4 574 | 3 984 | 3 316 | 2 411 | | |
| | | outriggers up | 16 352 | 11 477* | 8 656* | 6 838* | 5 684* | 4 845* | 4 211* | 3 631* | 3 186* | 2 826* | 2 411 | | |
| -4.0 m | FRONT  | outriggers down | 15 640 | 11 615 | 9 048 | 7 339 | 5 908 | 4 765 | 3 609 | | | | | | |
| | | outriggers up | 15 640 | 11 615 | 9 048 | 7 339 | 5 908 | 4 765 | 3 609 | | | | | | |
| | LATERAL  | outriggers down | 15 640 | 11 615 | 9 048 | 7 339 | 5 908 | 4 765 | 3 609 | | | | | | |
| | | outriggers up | 15 640 | 11 615 | 8 681* | 6 872* | 5 580* | 4 740* | 3 609 | | | | | | |

The specified max. loading capacities in kilogrammes (kg) include a stability of 25% or are calculated at 87% of the hydraulic lifting power, as per ISO10567. These values are applicable at the tip of the arm with optimum positioning of the corresponding arm system. Weights of attached load carrying accessories (grab, magnet, load hook, etc.) are not included with the load carrying values. *Value limited due to excavator stability.

All loading capacities are listed with 2.5 m undercarriage width. The undercarriage may be delivered with 2.75 m width as an option.

DIMENSION 200MH

200MH Transport position





200MH-EN (1) Effective date: 12/2023. Product specifications and prices are subject to change without notice or obligation. The photographs and/or drawings in this document are for illustrative purposes only. Refer to the appropriate Operator's Manual for instructions on the proper use of this equipment. Failure to follow the appropriate Operator's Manual when using our equipment or to otherwise act irresponsibly may result in serious injury or death. The only warranty applicable to our equipment is the standard written warranty applicable to the particular product and sale and Atlas makes no other warranty, express or implied. The only warranty applicable to our equipment is the standard written warranty applicable to the particular product and sale and Atlas makes no other warranty, express or implied. Products and services listed may be trademarks, service marks or trade-names of Atlas GmbH and/or its subsidiaries. All rights are reserved. Atlas® is a registered trademark of Atlas GmbH. Copyright © 2023 Atlas GmbH. Ref. no. 6192141

GANDERKESEE FACTORY

Atlas GmbH
Atlasstraße 6
D-27777 Ganderkesee,
Germany

Tel.: +49 (0) 4222 954 0
Fax: +49 (0) 4222 954 220
E-mail: info@atlasgmbh.com
www.atlasgmbh.com



VECHTA FACTORY

Atlas GmbH
Theodor-Heuss-Str. 3
D-49377 Vechta
Germany

T: +49 (0) 4441 954 0
F: +49 (0) 4441 954 299
E-mail: info@atlasgmbh.com
www.atlasgmbh.com



DELMENHORST FACTORY

Atlas GmbH
Stedinger Straße 324
D-27751 Delmenhorst
Germany

T: +49 (0) 4221 49 10
F: +49 (0) 4221 49 14 43
E-mail: info@atlasgmbh.com
www.atlasgmbh.com

ATLAS CRANES UK LTD NATIONAL SALES & SERVICE FACILITY

Wharfedale Road,
Euroway Trading Est.
Bradford, England BD4 6SL
United Kingdom

T: +44 8444 99 66 88
F: +44 1274 65 37 85
E-mail: atlasuk@atlasgmbh.com
www.atlas-cranes.co.uk
www.atlasgmbh.com



SINCE 1919
ATLAS

